






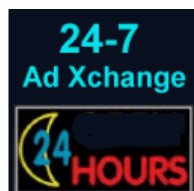
If you are looking for a complete guide to Text Ad Exchanges, then you have found the right place!

Whether you're an experienced advertiser, or a Newbie ~ this guide will help you.



I have been marketing online for several years, and have found that you need many types of advertising to be effective. Don't limit yourself to just Text Ad Exchanges, or you will limit your success. There are literally MILLIONS of places to advertise for FREE on the Internet! You can go to a search engine, like Google and search "Free Advertising Online", and you will get results for 159,000,000 results! Just remember that whatever advertising you are using, you must be persistent and consistent. You MUST advertise daily, even when you are getting little results. I have found these so effective, I now own or administer several sites. Join them all for FREE!
Kevin Lindgren

Click Each Banner Below to Join For FREE!



Text Ad Exchanges are sites where a group of people sign up and agree to receive ads from other members in order to place their ads. I call Text Ad Exchanges a "Set it and Forget it" advertising. You set up your advertising, and you may get sign-ups, days, weeks, or even months later. Due to bouncing emails, almost every exchange now requires a "G-Mail" email. These are Free and you can have many accounts. Get your G-Mail Here. You want to create an email JUST for Text Ad Exchanges, DON'T use your personal email account, because you will get between 5 and 15 emails daily.

Promo Codes are used to give members Free advertising! Almost every exchange has a Promo Code just for new members who sign up. These "New Member" codes must be used the first time you log into the site. Write down the code and go to "Set-up Advertising" or "Redeem Promo Codes" and type in the code in the box provided.

This will usually give you a Starter Pack, or a sample of advertising to start you off. Some sites only have a few types of advertising, while others have many ways to advertise your site. Some sites have got other sites to offer you an additional Promo Code to sign-up to their site. These are usually listed in the Downline Builder or sometimes in the Pro Bonus section.

Downline Builders: Some sites have a downline builder, which is a way for you to get referrals at several sites at once. Some sites in the downline builder may offer you an additional Promo Code to sign up. If you plan on referring even just a few people to a Text Ad Site, you want to fill out the downline builder. Click on each site to sign up for free. You can find your Referral URL in the "Tools & Stats" section of the new site. Copy your referral URL and place in the downline builder, and click update. You want to do this for all the sites listed. Many Exchanges will reward you for referrals by giving you points for each referral. You may also get a percentage of all purchases that your referrals make. The percentage of points and cash you get usually depends on your membership level.

Text Ad Exchange/Ad Exchange

Link - May Day Ads



Promo Code:
Includes: 3 Solos, 3 Banners & 3 Traffic Links!

My referral link:

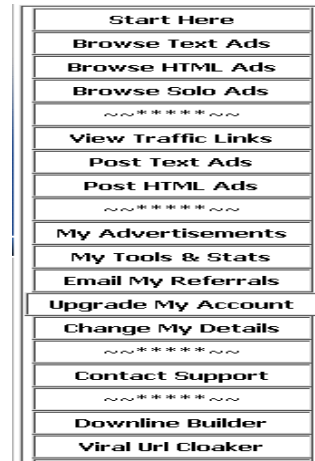
Upgrading: Many exchanges will have several membership levels. You will initially sign-up for Free at most sites. Some exchanges will offer Free Pro to the first X amount of members. I recommend that you check out the site, and the benefits for upgraded members before upgrading. Some upgrades will be for Life, and some have a monthly fee. If you plan on referring others to a site, you want to consider upgrading, for the increased commissions and rewards.

Support: Most sites have a support button on the Navigation bar, usually on the left hand side of the site. It is usually called "Support", but may also be "Contact Us". If you have any problems, or questions, you can submit a support ticket. It may take the Admin a while to respond back to you because most sites have hundreds to thousands of members. If you want to compliment the site or the Admin, or just say hello, that is welcomed at most sites.

Advertising: The types and amount of advertising varies widely. Some sites only offer Solo ads, and banner ads, while others have up to 20 types of advertising. Many owners of Text Ad Exchanges are creating unique ways for you to get your site seen. The fact remains, the more ads you have on a site, the better chances of getting results.

Earning Points: You earn points to exchange for advertising. The amount of points you receive for clicking on ads will depend on your membership level. The amount of points you receive varies widely from site to site, and for which type of ads you are viewing. Some sites will give "Bonuses" for members to click on a certain number and type of ads. This information is usually located in the members area, or on the navigation toolbar. You can see how many points you have by click on "Tools and Stats" on the navigation toolbar, or by going to "Setup Advertising". In the Advertising area, you will see how many points it takes to purchase different types of ads.

Solo Ads: Solo ads are emails that are sent to the entire membership of the site. Solo ads are a very powerful way to get exposure for your site. You start by filling in the "Subject" box. This is the subject people will see in their email box. You can use "Tags" in both the subject and the body of the email. A Tag is a code which will insert information about the recipient of the email, usually their name or user identification. Now you will delete the text that is in the "Ad Body Box". This is usually site rules about what is acceptable in your solo ad. Now you type in your advertisement. Many can be sent in either text or "HTML", which is Hyper-Text Markup Language. In a HTML ad, you can change the size, style, and even color of the text. After you have your ad typed in, just select the section that you want to change, and click the function on the "Editor" to change it.



A standard navigation toolbar!

Active Member Bonuses		
Ad Type	Number of Clicks	Prize
Text Ads	5	250 points
Text Ads	10	1 Traffic link (50 Views)
Text Ads	15	1 Banner (1000 Views)
Traffic Links	10	400 Points
Traffic Links	30	1 Banner (500 Views)
Traffic Links	60	1 Solo Ad
Solo Ads	5	1 Traffic Link (50 views)
Solo Ads	10	1 Banner (1000 Views)
Solo Ads	15	1 Solo Ad

Use the tags ~fname~ for the FIRST name and ~userid~ for the user ID in the body and in the subject of the solo ad.

Subject:

Ad body:

PLEASE DO NOT INCLUDE URLS IN THE BODY OF YOUR SOLO AD. FAR TOO MANY OF THE WEBSITES BEING PROMOTED ARE ALREADY BLACKLISTED BY THE TOP ISPs AND IT IS CAUSING SOLO ADS TO BOUNCE ALOT. MEANING LESS PEOPLE ARE READING YOUR ADS! ONLY PLACE THE URL IN THE CREDIT LINK BOX AT THE BOTTOM PLEASE DELETE THIS TEXT BEFORE POSTING YOUR SOLO AD

Ad URL:

Enter the website address you want traffic to go to above, include <http://> - Double check your solo ad, as it cannot be edited once submitted.

Saving HTML Ads: Once you have your ad looking like you want it, you want to save it to use it later. On the editor, click on the link "HTML". This will open a pop-up window that has your html code. Copy all of this code and paste into a notepad. When you want to place this ad again, just click on HTML on the editor, open your saved notepad, and paste in the code, then at the bottom click OK.

Sending Solo Ads: The next step is to put in your "Ad URL". This is the page you want people to see when they click on your ad. Some sites have the option of saving your ad to send out again. If you want to save it, just click on the box next to "Save Ad", and it will put a checkmark there. Now click on "Send" to send your ad out.

SuperSolo Ads: Many sites are now offering SuperSolo Ads. These are just solo ads that are sent out to a group of exchanges that are "Linked" together. You don't need to be a member of every exchange to send out a SuperSolo. Sites usually give members more points for clicking on SuperSolo's. You usually can't trade points to get a SuperSolo, you must buy one. Since they are worth more points to members, and go out to large numbers of people, you may want to purchase these, they are VERY responsive. The price on these usually varies between just a couple of dollars for smaller groups, to \$20 for large established SuperSolo groups. Sending a SuperSolo is exactly the same as sending out a Solo ad.

Banner Ads: It is important to place banners at each site that you join. A banner is a picture which, when clicked, will take a prospect to your designated page. These can be a great way to get a continuous flow of traffic to your site. They will keep rotating on the site until they run out of credits.

Hot Links: These are short descriptions of the site you are promoting. These also will continue to rotate on the site until the amount of views is completed. You can usually place several Hot Links, using slightly different verbage to the same site because they are being rotated.

Traffic Links: These are also short descriptions about your site, but are not rotated. They are listed on a page and stay active until the views run out. Since they are not rotated, posting the same site is not recommended.

Other Ads: There are just too many types of advertising to list them all. Most advertising available is on the site so look around to get ideas of what it will look like. If you just can't find something, put in a support ticket.

Getting More Advertising: There are several ways to get more advertising.

First, you can click on ads to get points to trade for more advertising.

Many sites also have bonuses to sign up at partner sites.

Then, of course you can buy advertising. Before you buy any advertising, I suggest that you see the results that you get from each type of ad. If you do plan on buying some ads, make sure you see if the site has a "Log-In" special, or a "One Time Only" special that you can purchase. These are usually very good deals.

I truly hope that this guide has helped you get your site seen more.

Please remember to sign up as a member of the sites I listed at the beginning, it will be appreciated.

Make it a great day,

Kevin Lindgren

